


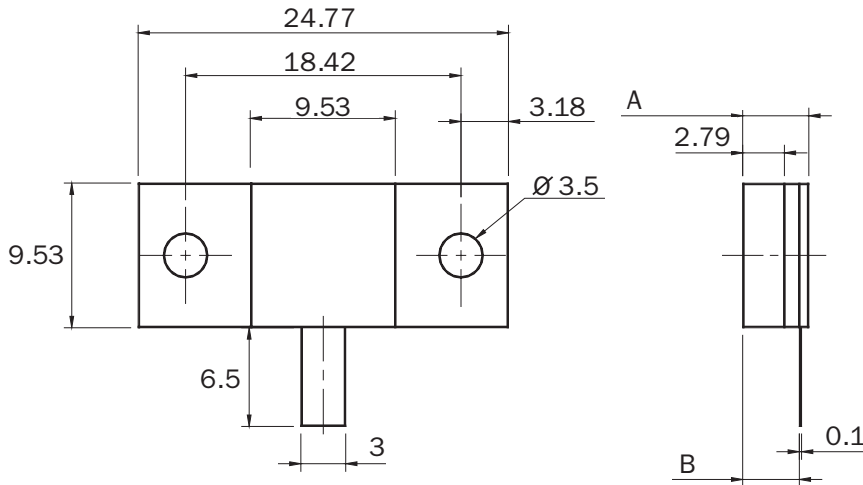
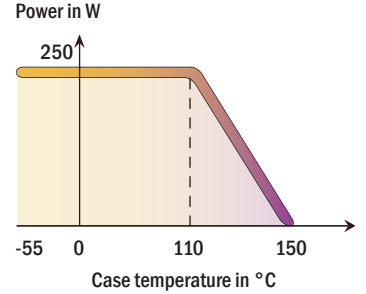
250 W BeO Stripline Termination



Standards
NF C 96-315
MIL-DTL-39030



Substrate	BeO
Resistive film	Thick film
Tab/Plating	Ag
Mounting flange/Plating	Cu/Ni
Cover substrate	Al ₂ O ₃



Dimensions in mm

mm	inch
0.1	0.004
2.79	0.110
3	0.118
3.18	0.125
3.5	0.138
3.8	0.149
4.9	0.193
5.7	0.224
6.5	0.256
9.53	0.375
18.42	0.725
24.77	0.975

P/N	Frequency (GHz)	Power (W)	Impedance ($\Omega \pm 5\%$)	Max VSWR	A (mm)	B (mm)
17-0606	3.5	250	50	1.30*	4.9	3.8

* VSWR \leq 1.06 at 1.5 GHz

